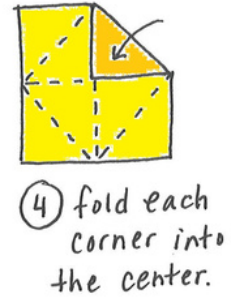
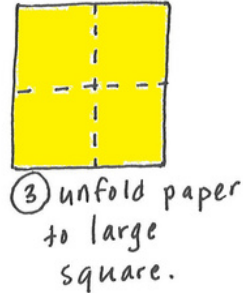




It is a Marin Waldorf School tradition to dress up the school's many windows in folded paper stars, also called light-catchers, during the winter and spring. Simple to make and beautiful in any window, these seasonal decorations bring a touch of beauty and cheer to our campus. We invite you to make one at home! All you need is colorful kite paper (included) and a glue stick.



⑤ turn paper to face you in a diamond shape.



⑥ fold one corner into the center to create a kite shape.



⑦ fold the opposite corner into the center.

⑧ repeat with 7 more squares of kite paper.



You'll need 8 pieces total.


⑨ glue the pieces together



- folds facing up -

Use a glue stick to smooth down folds

Be sure to tuck the last piece under the first piece to complete the star.



⑩ hang on a window & enjoy!

more at

